**CARMICHAEL IMPROVEMENT DISTRICT**
Executive Committee
Wednesday, May 13, 2026, 9am
Location: CID District Office, 6825 Fair Oaks Blvd. Ste. 100, Carmichael

Notice to the Public
You are welcomed and encouraged to participate in this meeting. Public comment is taken (3-minute maximum per person) on items on the Agenda when they are called. Public Comment on items not listed on the Agenda will be heard in the meeting when noted on the agenda. Comments on controversial items may be limited, and large groups are encouraged to select one or two speakers to represent the opinion of the group. The order of the Agenda items is listed for reference and may be taken in any order deemed appropriate by the Executive Committee. The Agenda provides a general description and, as available, staff recommendations; however, the Committee may take any action, whether or not it is recommended, or no action.

1. Call to Order — Buck
   Discussion/Action Items
   a. Security & Maintenance Updates
      i. Sacramento Protective Services
      ii. Accurate Cleaning
   b. Finance Report
   c. Executive Committee Composition
   d. Executive Director Report — Beck
      i. 2026 State of the PBID Recap
      ii. District Monument Sculpture Update
   e. General Discussion
   f. Closed Session*
      i. California Code, Government Code - GOV § 54957 - Employee Performance Evaluation, Executive Director
   g. Adjourn

Next Meeting: Wednesday, June 10, 2026

Brown Act Notice
Government Code 54950 (The Brown Act) requires that a brief description of each item to be transacted or discussed be posted at least 72 hours prior to a regular meeting. Action may not be taken on items not posted on the agenda.
ADA Notice
Meeting facilities are accessible to persons with disabilities. If you require special assistance to participate in the meeting, notify info@discovercarmichael.com least 48 hours prior to the meeting.

Action*

# APRIL 2026

## Report Entry Types

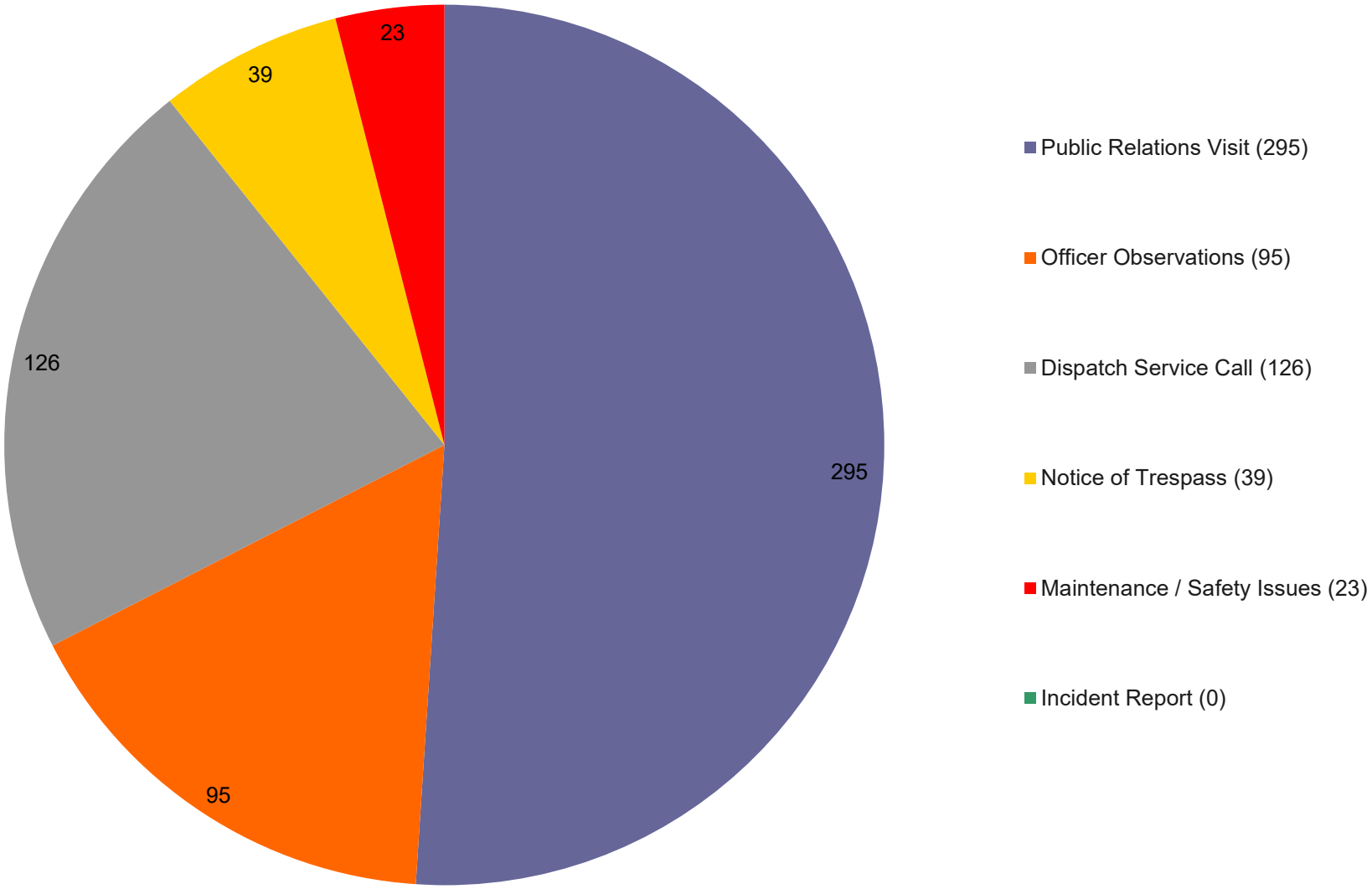

# APRIL 2026

CARMICHAEL

## Activity Types

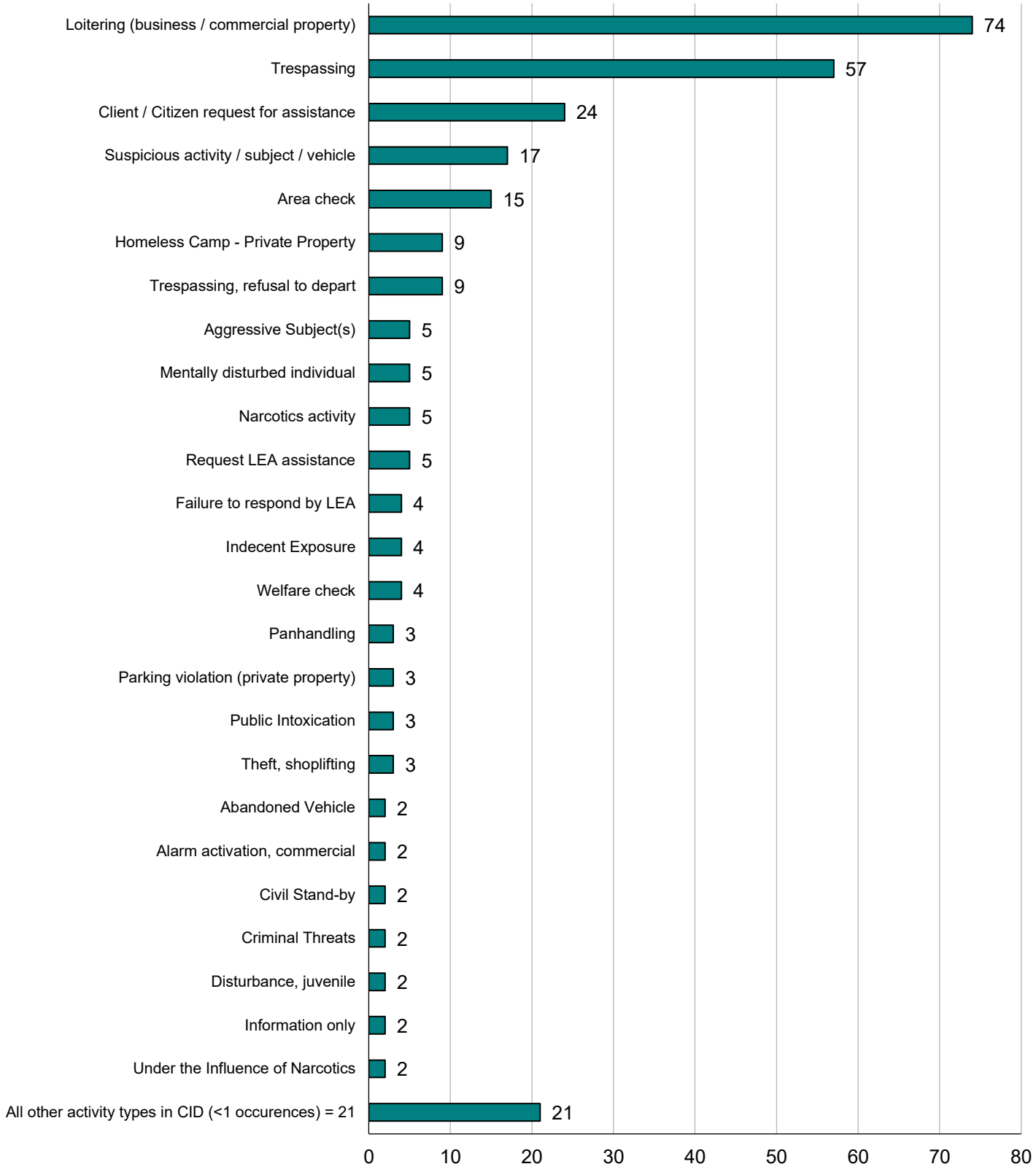

# APRIL 2026

CARMICHAEL

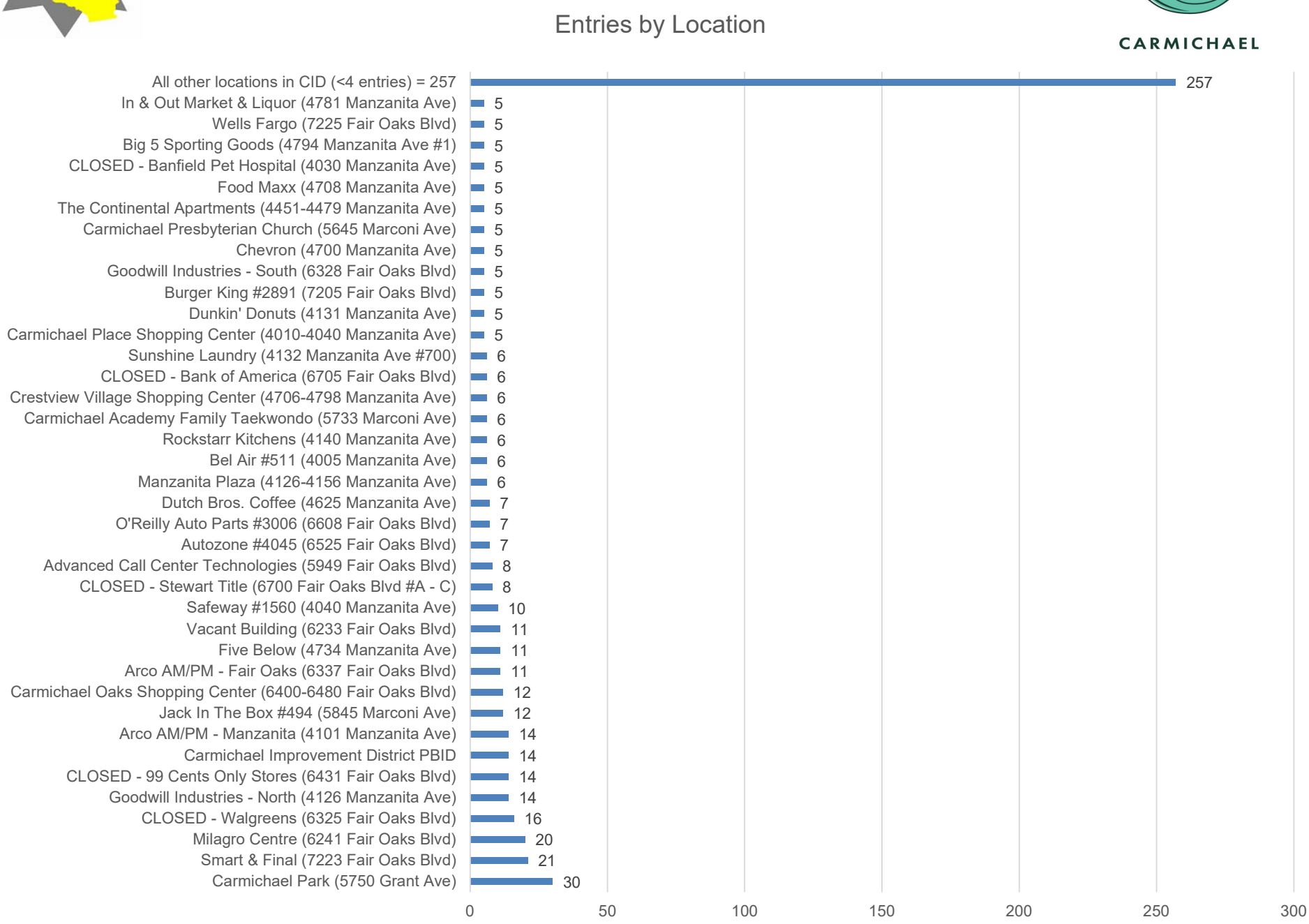

# APRIL 2026

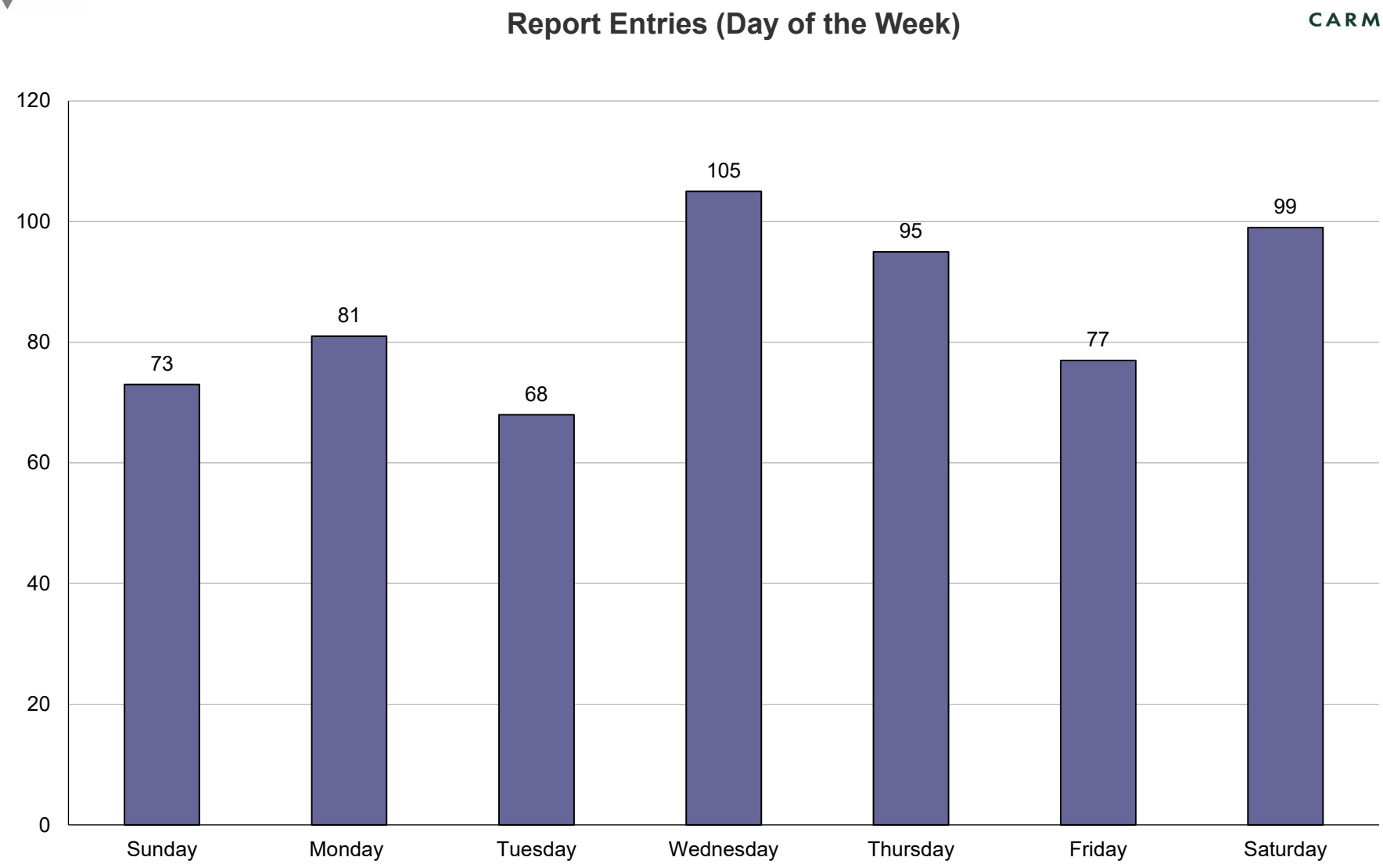
Report Entries (Day of the Week)
120
100
80
60
40
20
0
73
81
68
105
95
77
99
Sunday
Monday
Tuesday
Wednesday
Thursday
Friday
Saturday

# APRIL 2026

## Report Entries (Hour of the Day)

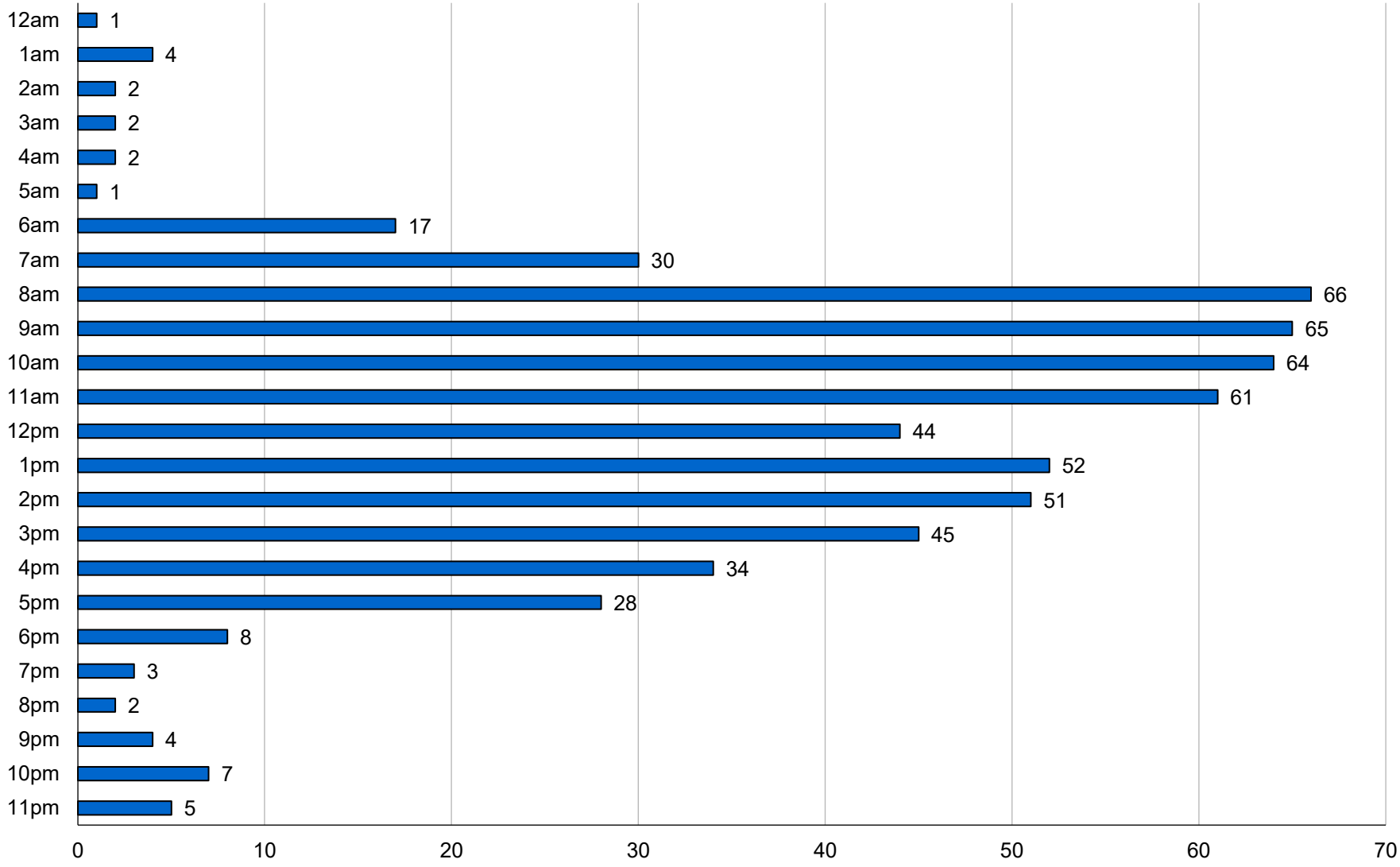

# APRIL 2026

## Dispatch Service Calls (by Location)

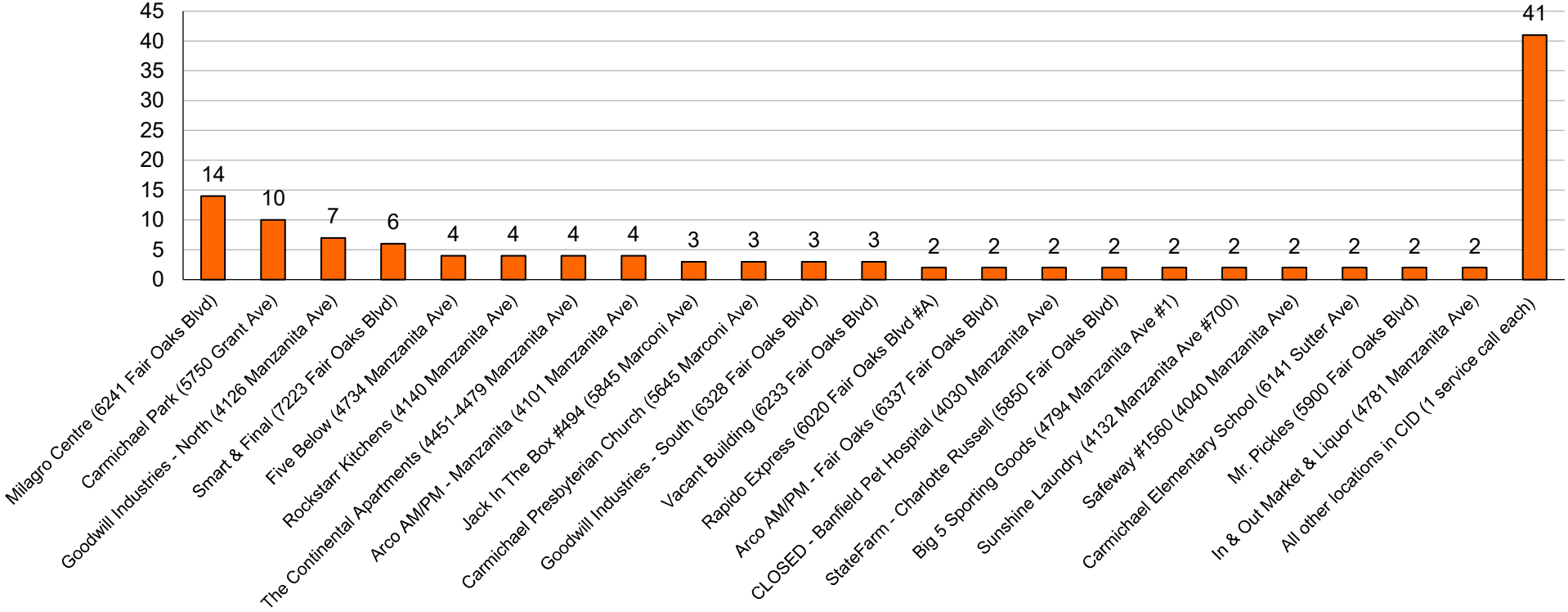

# APRIL 2026

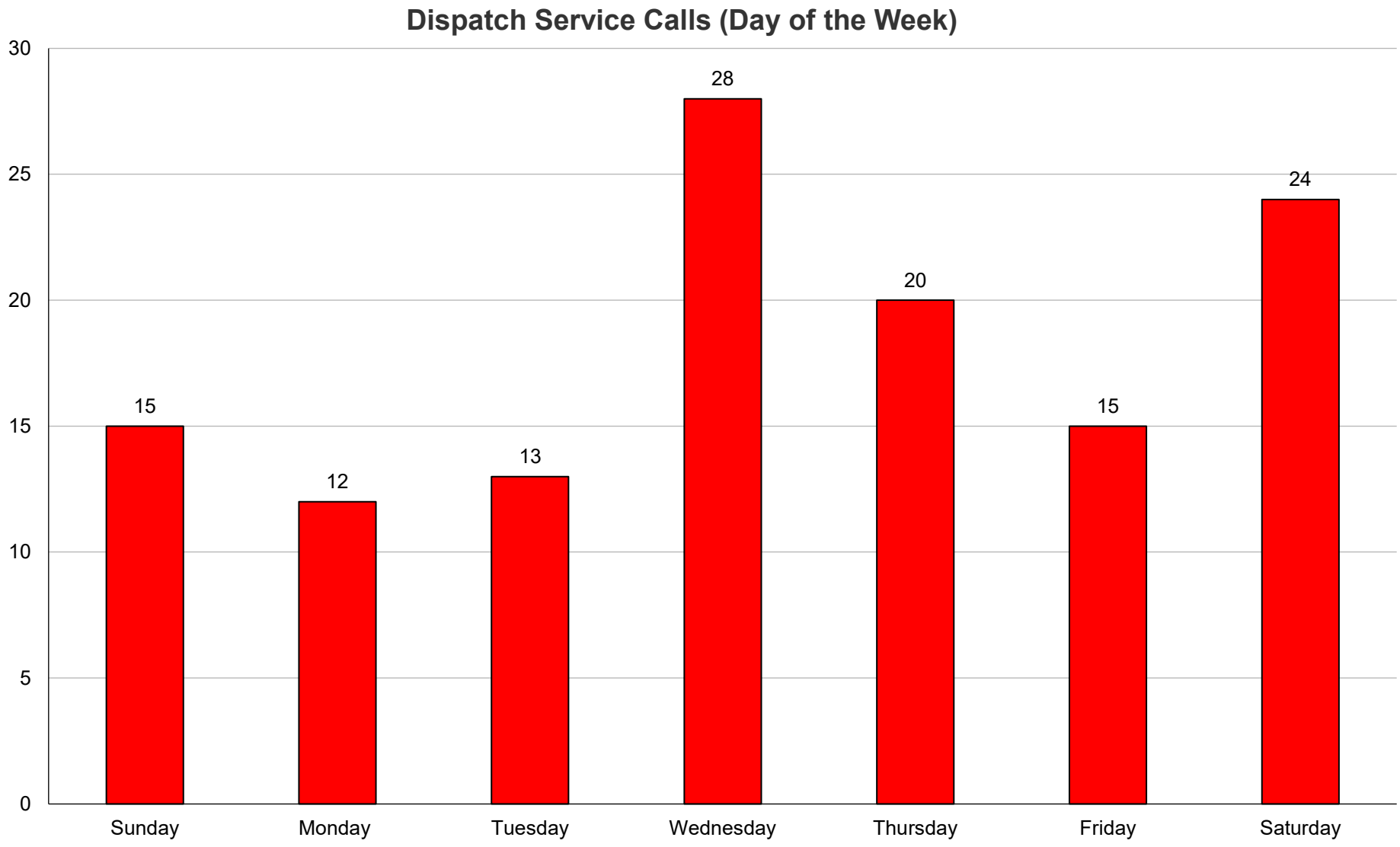
Dispatch Service Calls (Day of the Week)
30
25
20
15
10
5
0
15
12
13
28
20
15
24
Sunday
Monday
Tuesday
Wednesday
Thursday
Friday
Saturday

# APRIL 2026

## Dispatch Service Calls (Hour of the Day)

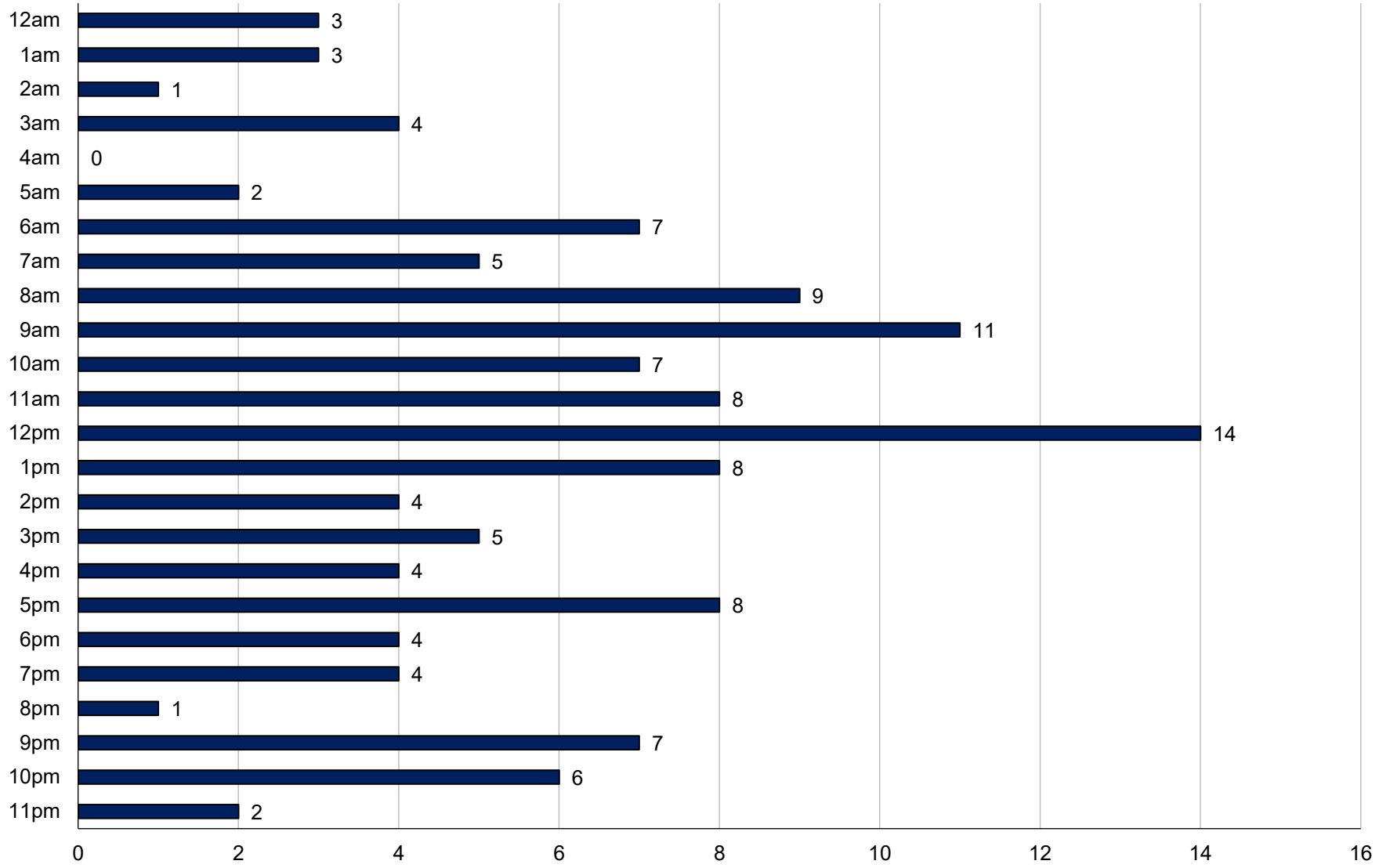

# Carmichael Improvement District

## Statement of Activity by Class

January 1-April 30, 2026

| | ADVOCACY AND ADMINISTRATION | CONTINGENCY/RESERVE | ECO. ENHNCMNTS & MRKTNG | PUB. SFTY ENHNCMNTS | STRTSCP & IMG ENHNCMNTS | ZNON-ASSESSED FUNDS | ZNON-ASSESSED RESTRICTED | TOTAL |
|---|---|---|---|---|---|---|---|---|
| Revenue | | | | | | | | |
| 4110 PBID Assessment Revenue | 6,586.01 | 7,169.98 | 46,102.05 | 197,742.39 | 66,833.36 | | | 324,433.79 |
| 4210 Government Grant Revenue | | | | | | | 7,000.00 | 7,000.00 |
| 4230 Sponsorship Revenue | | | 3,550.00 | | | | | 3,550.00 |
| 4999 Carryover | | | | | 14,912.24 | | | 14,912.24 |
| Sales | | | 2,500.00 | | | | | 2,500.00 |
| **Total for Revenue** | **6,586.01** | **7,169.98** | **52,152.05** | **197,742.39** | **81,745.60** | | **7,000.00** | **$352,396.03** |
| Cost of Goods Sold | | | | | | | | |
| 5000 Program Services | | | | | | | | |
| 5110 Maintenance Contract | | | 12,773.32 | 3,193.32 | 15,966.68 | | | 31,933.32 |
| 5120 Security Contract | | | | 73,892.00 | | | | 73,892.00 |
| 5140 Banner & Placemaking | | | | | 14,912.24 | | | 14,912.24 |
| 5205 Promotional Items.Attire | 259.00 | | | | | | | 259.00 |
| **Total for 5000 Program Services** | **259.00** | | **12,773.32** | **77,085.32** | **30,878.92** | | | **$120,996.56** |
| **Total for Cost of Goods Sold** | **259.00** | | **12,773.32** | **77,085.32** | **30,878.92** | | | **$120,996.56** |
| **Gross Profit** | **6,327.01** | **7,169.98** | **39,378.73** | **120,657.07** | **50,866.68** | | **7,000.00** | **$231,399.47** |
| Expenditures | | | | | | | | |
| 6000 Supporting Services | | | | | | | | |
| 6110 Salaries & Wages | 574.64 | 625.64 | 4,022.56 | 17,253.76 | 5,831.48 | | | 28,308.08 |
| 6113 EE Spending Allowance | 4.08 | 4.40 | 28.44 | 121.92 | 41.20 | | | 200.04 |
| 6120 Payroll Taxes | 153.54 | 167.14 | 1,074.85 | 4,610.35 | 1,558.24 | | | 7,564.12 |
| 6130 Employee Benefits | 52.80 | 57.40 | 369.48 | 1,584.72 | 535.60 | | | 2,600.00 |
| 6140 Payroll Processing | 65.07 | 5.49 | 35.39 | 151.76 | 51.29 | | | 309.00 |
| 6150 Accounting Services | 1,825.00 | | | | | | | 1,825.00 |
| 6151 Advertising and Marketing | 355.00 | | | | | | | 355.00 |
| 6152 Board/Committee Costs | 82.06 | | | | | 157.69 | | 239.75 |
| 6155 Computer & Internet | 217.33 | | | | | | | 217.33 |
| 6161 Dues and Subscriptions | 375.39 | | 1,548.00 | | | | | 1,923.39 |
| 6170 Insurance | | | | | 1,988.68 | | | 1,988.68 |
| 6172 Travel & Conferences | 414.36 | | | | | | | 414.36 |
| 6181 Office Supplies | 466.08 | | | | | | | 466.08 |
| 6182 Telephone & Internet | 442.52 | | | | | | | 442.52 |
| 6183 Website & Domain | | | 1,750.00 | | | | | 1,750.00 |
| 6184 Printing & Postage | 250.00 | | | | | | | 250.00 |
| 6185 Payment Processing Fees | 36.75 | | | | | | | 36.75 |
| 6188 Rent/Occupancy | 3,000.00 | | | | | | | 3,000.00 |
| **Total for 6000 Supporting Services** | **8,314.62** | **860.07** | **8,828.72** | **23,722.51** | **10,006.49** | **157.69** | | **$51,890.10** |
| Administrative Expenditures | | | | | | | | |
| 5101 Office Expense | 0.00 | | | | | | | 0.00 |
| 5140 Accounting Services | 0.00 | | | | | | | 0.00 |
| **Total for Administrative Expenditures** | **0.00** | | | | | | | **$0.00** |
| Program Service Expenditures | | | | | | | | |
| Clean & Safe | | | | | | | | |
| 5015 Contract, Clean | | | | 0.00 | | | | 0.00 |
| **Total for Clean & Safe** | | | | **0.00** | | | | **$0.00** |
| Economic Enhancement | | | | | | | | |
| 5035 Contract, Clean | | | 0.00 | | | | | 0.00 |
| **Total for Economic Enhancement** | | | **0.00** | | | | | **$0.00** |

# Carmichael Improvement District

## Statement of Activity by Class

January 1-April 30, 2026

| | ADVOCACY AND ADMINISTRATION | CONTINGENCY/RESERVE | ECO. ENHNCMNTS & MRKTNG | PUB. SFTY ENHNCMNTS | STRTSCP & IMG ENHNCMNTS | ZNON-ASSESSED FUNDS | ZNON-ASSESSED RESTRICTED | TOTAL |
|---|---|---|---|---|---|---|---|---|
| Streetscape & Maint | | | | | | | | |
| 5025 Contract, Clean | | | | | 0.00 | | | 0.00 |
| **Total for Streetscape & Maint** | | | | | **0.00** | | | **$0.00** |
| **Total for Program Service Expenditures** | | | **0.00** | **0.00** | **0.00** | | | **$0.00** |
| **Total for Expenditures** | **8,314.62** | **860.07** | **8,828.72** | **23,722.51** | **10,006.49** | **157.69** | | **$51,890.10** |
| **Net Operating Revenue** | **-1,987.61** | **6,309.91** | **30,550.01** | **96,934.56** | **40,860.19** | **-157.69** | **7,000.00** | **$179,509.37** |
| Other Revenue | | | | | | | | |
| Non-Operating Revenue | | | | | | | | |
| 6199 Interest Earned | | | | | | 2,675.18 | | 2,675.18 |
| **Total for Non-Operating Revenue** | | | | | | **2,675.18** | | **$2,675.18** |
| **Total for Other Revenue** | | | | | | **2,675.18** | | **$2,675.18** |
| Other Expenditures | | | | | | | | |
| 6190 Depreciation | 119.12 | | | | | | | 119.12 |
| Non-Operating Expenditures | | | | | | | | |
| 6715 Expenses, State of PBID 2025 | | | | | | | | |
| Awards/Trophies | | | 163.69 | | | | | 163.69 |
| **Total for 6715 Expenses, State of PBID 2025** | | | **163.69** | | | | | **$163.69** |
| **Total for Non-Operating Expenditures** | | | **163.69** | | | | | **$163.69** |
| **Total for Other Expenditures** | **119.12** | | **163.69** | | | | | **$282.81** |
| **Net Other Revenue** | **-119.12** | | **-163.69** | | | **2,675.18** | | **$2,392.37** |
| **Net Revenue** | **-2,106.73** | **6,309.91** | **30,386.32** | **96,934.56** | **40,860.19** | **2,517.49** | **7,000.00** | **$181,901.74** |

| Last Update: | 5/12/2026 | |
|---|---|---|
| **Checking Account Balances** | **Current Bank Balance** | **Register Balance** |
| Wells Fargo | $ 234,605.26 | $ 234,605.26 |
| FIB Savings Acct | $ 152,628.52 | $ 152,628.52 |
| CD Savings | $ 100,000.00 | $ 100,000.00 |
| Upcoming for next week | $ 4,449.53 | |
| **Total Cash on hand** | $ 230,155.73 | $ 487,233.78 |

*Includes uncleared Items

**Budget Summary** **Through - 4/30/2026**

| Category / Account | Budget Assesment | Actual | Variance | % Used |
|---|---|---|---|---|
| **Advocacy and Admin** | $ 11,827.68 | $ 8,692.74 | $3,134.94 | 73.49% |
| **Contingency/Reservce** | $ 12,913.84 | $ 860.07 | $12,053.77 | 6.66% |
| **Economic Enhancements** | $ 82,972.96 | $ 21,765.73 | $61,207.23 | 26.23% |
| **Public Safety Enhancements** | $ 355,841.00 | $ 100,807.83 | $255,033.17 | 28.33% |
| **Streetscape & Image** | $ 120,281.52 | $ 25,973.17 | $94,308.35 | 21.59% |
| | $ 583,837.00 | $ 71,347.47 | $512,489.53 | 12.22% |

| **Carryover 2025** | Edning 2025 | Used 2026 | Balance |
|---|---|---|---|
| **Contingency** | $11,895.97 | | $11,895.97 |
| **Advocacy** | $62,622.07 | | $62,622.07 |
| **Economic** | $51,033.33 | | $51,033.33 |
| **Streetscape** | $45,470.25 | $ 14,912.24 | $30,558.01 |
| **Clean & Sfe** | $55,157.88 | | $55,157.88 |
| **Renewal Funds Reserve** | $48,000.00 | | $48,000.00 |

**Uncleared Items**

| Reference | Name | Date | Check Amnt |
|---|---|---|---|
| | | | |
| | | | |
| | | | |
| | | | |
| | | | |
| | | | |
| | | | |
| | | | |
| | | | |
| Uncleared (Remove for register balance) | | | $ - |
| ACH | Payroll | 05/15/26 | $4,449.53 |
| | | | |
| | | | |
| | | | |
| | | | |
| | | | |
| | | | |
| | | **UPcoming** | **$ 4,449.53** |

**Fixed Costs/Liabilities**

| Name | Account Number | Balance Due | Minimum Due | Due Date |
|---|---|---|---|---|
| Capital One | 303 | $ - | | 17th |
| | | | | |
| | | | | |
| **Total Liabilities** | | | - | |